



FRAME

All structural parts of the frame are made of solidwood.

SEAT CUSHION

The core consists of 35 kg highly elastic shape cut cold foam with a siliconized fiber and feather top.

The cushion is reversible.

BACK CUSHION

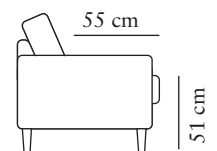
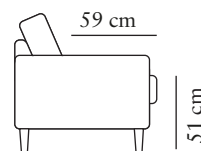
The inner cover is filled with a mix of siliconized fiber and feather.

The cushion is reversible.

UPHOLSTERY

The style is fixed cover and available with fabric and leather.

The cushion cover, in fabric, can be removed and washed according to washing and care instructions.



curved

LEGS



front



back



brass



chrome
Wheels



copper

COLOURS



White



White
Pigmented Oak



Oiled Oak



Oiled Walnut



Colonial



Black

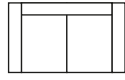
Measurements may vary +/-3%, depending on the choice of upholstery and combination.

1-SEATER



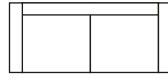
width•depth•height
83x102x89

2-SEATER



width•depth•height
160x102x89

3-SEATER (2)



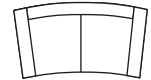
width•depth•height
219x102x89

3-SEATER (3)



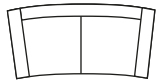
width•depth•height
219x102x89

2-SEATER CURVED



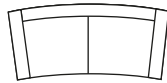
width•depth•height
180x112x89

2,5-SEATER CURVED



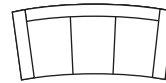
width•depth•height
210x112x89

3-SEATER CURVED (2)



width•depth•height
242x112x89

3-SEATER CURVED (3)



width•depth•height
242x112x89

FOOTSTOOL



width•depth•height
65x60x50