



## FRAME

All structural parts of the frame are made of solidwood.

## SEAT CUSHION

The core consists of two layers of 35/30 kg highly elastic shape cut cold foam with various thicknesses, covered with fiber padding.

The cushion is not reversible.

## BACK CUSHION

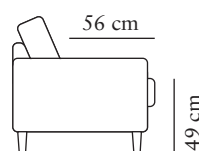
The inner cover is filled with siliconized fiber.

The cushion is reversible.

## UPHOLSTERY

The style is fixed cover and available with fabric and leather.

The cushion cover, in fabric, can be removed and washed according to washing and care instructions.



## LEGS



no 1



no 3

## COLOURS



White



Black




Colonial



White  
Pigmented Oak



Oiled Oak



Oiled Walnut



Metal Chrome

# DETROIT

**burhéns**

[www.burbens.com](http://www.burbens.com)

Measurements may vary +/-3%, depending on the choice of upholstery and combination.

ARMREST 1



width•depth•height  
25x98x67

ARMREST 2



width•depth•height  
25x98x67

1-MODULE



width•depth•height  
70x98x102

1,5-MODULE




width•depth•height  
100x98x102

2-MODULE




width•depth•height  
140x98x102

2,5-MODULE



width•depth•height  
180x98x102

3-MODULE (2)



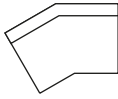
width•depth•height  
210x98x102

C MODULE 90°



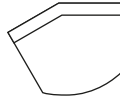
width•depth•height  
105x105x102

C MODULE 30°



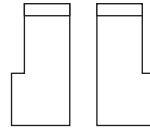
width•depth•height  
130x119x102

C MODULE 30° ROUND



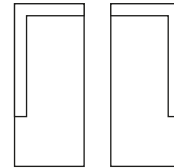
width•depth•height  
152x128x102

CHL MODULE L/R



width•depth•height  
70/91x160x102

DIVAN MODULE L/R



width•depth•height  
92x228x102

FOOTSTOOL



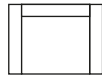
width•depth•height  
95x57x48

ARM +1-MODULE+ARM



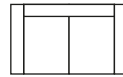
width•depth•height  
120x98x102

ARM +1,5-MODULE+ARM



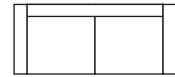
width•depth•height  
150x98x102

ARM+2-MODULE+ARM



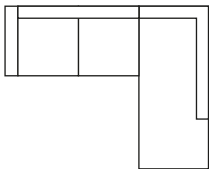
width•depth•height  
190x98x102

ARM+3-MODULE (2)+ARM



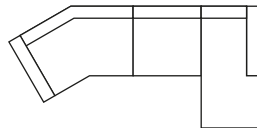
width•depth•height  
260x98x102

ARM+2,5-MODULE  
+DIVAN MODULE R



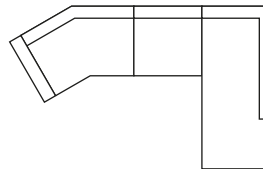
width•depth•height  
297x98/228x102

ARM+C MODULE 30°  
+1,5 MODULE  
+CHL MODULE L/R



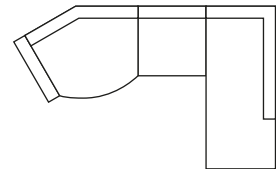
width•depth•height  
349x125/160x102

ARM+C MODULE 30°  
+1,5 MODULE  
+DIVAN MODULE R



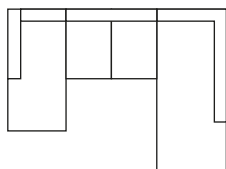
width•depth•height  
346x125/228x102

ARM+C MODULE 30° ROUND  
+1,5 MODULE  
+DIVAN MODULE R



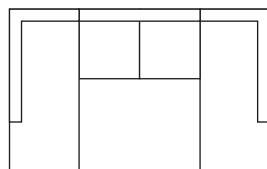
width•depth•height  
365x136/233x102

ARM+CHL MODULE L/R  
+2-MODULE  
+DIVAN MODULE R



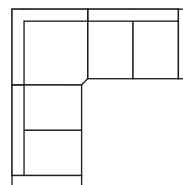
width•depth•height  
327x160/228x102

DIVAN MODULE L  
+2,5-MODULE  
+DIVAN MODULE R



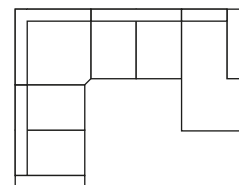
width•depth•height  
364x228x102

ARM+2-MODULE  
+C MODULE 90°  
+2-MODULE+ARM



width•depth•height  
271/98x271/98x102

ARM+2-MODULE  
+C MODULE 90°  
+2-MODULE  
+CHL MODULE R+ARM



width•depth•height  
340x270/160x102